

On the Natural Intelligence and Consciousness of the Immune System and its Relationship with the Brain

¹Marco Ruggiero and ²Akira Hiratsuka

¹National Coalition of Independent Scholars, 125 Putney Rd Battleboro, VT 05301, United States

²Japan International Cooperation Agency, (Formerly), Kyoto, Japan

Article history

Received: 08-03-2024

Revised: 18-03-2024

Accepted: 25-03-2024

Corresponding Author:

Marco Ruggiero

National Coalition of

Independent Scholars, 125

Putney Rd Battleboro, VT

05301, United States

Email: marco.druggiero@gmail.com

Abstract: In this article, we consider the relationship between the brain and the immune system in the context of the Orchestrated Objective Reduction (Orch OR) theory of consciousness. Orch OR is a theory that postulates that consciousness arises from quantum computations occurring inside microtubules. The immune system is capable of acquiring, learning, and remembering information, thus showing all the attributes of natural intelligence. We argue that the immune system also has the attribute of consciousness and can gain access to an amount of information greater than what is accessible to the brain since it is not constrained by the brain's reducing valve that is responsible for cognitive bottlenecks. We also describe the role of meditation and religious chanting in affecting the brain and immune system. We speculate that some effects of religious chanting on the immune system may not be mediated by the brain. Finally, we examine the role of the immune system in connecting with the consciousness embedded in the universe.

Keywords: Brain, Immune System, Orch OR, Consciousness, Microtubules, Tubulin, Religious Chanting

Introduction

The Brain, the Mind, and the Immune System

The interactions between the brain, the nervous system, and the immune system pertain to the science of psychoneuroimmunology. Psychoneuroimmunology research has shown that the brain is able to influence the immune system in a number of ways. For example, stress can weaken the immune system, while relaxation and positive emotions can boost it (Bower and Kuhlman, 2023). As far as stress is concerned, the stress response varies from person to person. When people do not cope with stressful events effectively, they can experience a cascade of reactions that lead to a specific reaction called "sickness behavior." A recent article (Zefferino *et al.*, 2021) reviews the complex interactions between important molecules in the central nervous system, immune system, and endocrine system during chronic stress. The Authors hypothesize that Interleukin (IL)-1 β is a key biomarker of chronic stress. When IL-1 β levels increase, it can trigger a cascade of reactions that lead to sickness behavior. Norepinephrine is involved in this process, as it helps to amplify the effects of IL-1 β . Melatonin and cortisol work to counterbalance the effects of IL-1 β , but if cortisol resistance occurs, a vicious cycle

can develop that leads to increased levels of all three molecules. This can imbalance the interconnected networks of the immune system, the endocrine system, and the central nervous system.

If stress can be taken as an example of how the brain can negatively affect the immune system, yoga, and meditation, on the other hand, can be taken as examples of positive influence since these practices are known to improve immune function. Yoga and meditation are holistic practices that combine physical and mental exercises to improve well-being. They are becoming increasingly popular worldwide, with 14% of adults in the United States reporting having used them in the recent past. Studies have shown that yoga and meditation can have a number of health benefits, including reduction of stress, anxiety, fatigue, depression, and chronic pain as well as improvement of cardiovascular health and inflammatory bowel disease. The molecular mechanisms responsible for these benefits have not yet been fully elucidated, but research suggests that they may involve changes in gene expression. This suggests that yoga and meditation may have a positive impact on physiology at the most fundamental level both in the brain and immune system. A study published in the proceedings of the National Academy of Sciences of the USA (Chandran *et al.*, 2021)

identified and characterized the transcriptional program associated with advanced meditation practice. The researchers used bioinformatics to integrate various networks and identify a meditation-specific core network. This core network links several immune signaling pathways. The researchers also showed that this core transcriptional profile is dysregulated in multiple sclerosis and severe COVID-19. Additionally, they demonstrated that meditation can enhance immune function without activating inflammatory signals. According to the results of the study, yoga, and meditation influence the immune system by targeting a core network of genes that are involved in regulating inflammation, immunity, and stress response. These findings suggest that meditative practices could be an effective treatment for a variety of conditions associated with excessive or persistent inflammation. In other words, this is a proof-of-principle study that demonstrates that the immune system can be voluntarily influenced by non-pharmaceutical interventions like yoga and meditation and, obviously, this has important implications for the development of new treatments for a variety of conditions, the key word here being "voluntarily."

Meditation has been shown to have long-lasting effects on the brain, from changes in electrical activity to an increase in the thickness of the cerebral cortex in areas known to be associated with attention, interoception, and sensory processing. One study found that meditation led to changes in EEG patterns (Lutz *et al.*, 2004) whereas another study found that meditation led to increased thickness in the prefrontal cortex, which is the part of the brain that is responsible for attention, decision-making and other high-level cognitive functions (Lazar *et al.*, 2005). These findings demonstrate that meditation has a positive impact on brain function and structure. This could lead to a number of benefits, such as improved attention, reduced stress, and increased resilience.

The increased thickness of the prefrontal cortex in experienced meditators is particularly interesting, as this is the part of the brain that is associated with humans' highest-order cognitive abilities (Arnsten, 2009). Overall, the evidence suggests that meditation is a powerful tool that can have a positive impact on the brain and the immune system (Jamil *et al.*, 2023). Consistent with these observations, it was demonstrated that cerebral blood flow increases during chanting meditation (Khalsa *et al.*, 2009), and repeated chanting of a mantra was associated with increased synchronization of the rhythms of respiration, heart period, and systolic blood pressure (Hotho and Cysarz, 2022).

Religious Chanting, a Practice Different from All Others

Among the different types of meditative practices, religious chanting plays a significant role because it has a peculiar religious/spiritual dimension, a dimension that has a significant impact on the state of mind (Dick *et al.*, 2014; Hotho and Cysarz, 2022). Chanting is a meditative

practice that is prevalent worldwide and plays a significant role in many traditions, either religious or secular. It is a widespread and ancient practice that has been used by many different cultures for centuries. In Buddhism, Sufism, Hinduism, and Yogic traditions, chanting is believed to be associated with an increase of awareness that leads to connection with the ultimate reality of the universe. Across cultures, chanting serves diverse spiritual purposes. Indigenous Australians chant to connect with their ancestors and the spirit world. In Navajo tradition, chants hold the power to ward off illness and enhance sacred ceremonies. Similarly, chanting ancient texts serves as a form of worship and a tool for transcending consciousness in India. Jewish cantillation, another form of chanting, is used for spiritual transformation and devotional purposes (Perry *et al.*, 2022). All over the world, chanting is the central practice of Nichiren Daishonin Buddhism as described in detail below. The practice of chanting involves repeating a chosen phrase, word, or syllables, allowing focus and reducing the impact of distractions. Across various traditions, the recited sounds, sometimes mantras or prayers, serve as a devotional form of music or meditation. Chanting can be practiced silently or vocally, individually or in unison with others, creating a form of synchronized vocalization and movement.

At variance with extensive research on various types of non-religious meditation practices such as, for example, mindfulness (Pommy *et al.*, 2023), research on the neural correlates of religious chanting is in its early stages. An observational study performed in 2019, showed that the functional effects of religious chanting are not due to changes of peripheral cardiac or respiratory activity, nor to implicit language processing. The Authors of this study suggest that the neurophysiological correlates of religious chanting are likely different from those of meditation and prayer and would possibly induce distinctive effects. In other words, religious chanting may have a unique impact on the brain that is different from the impact of meditation or prayer (Gao *et al.*, 2019).

Two interesting observations on the differences between religious chanting, in this case Buddhist religious chanting, and Catholicism, a religion based on prayer, came from Italy, a predominantly Catholic country where, however, there are about 160,000 Buddhists, a number that constitutes approximately 0.3% of the Italian population. Buddhism in Italy is the third most widespread and practiced religion, after Christianity and Islam. Among the different denominations, followers of Nichiren Daishonin Buddhism constitute the largest group with 75,000 members which is about half of the whole Italian community of Buddhist believers (Bragazzi *et al.*, 2019). It is worth noting that Nichiren Daishonin Buddhism is a religion officially recognized by the Republic of Italy.

The practice of Nichiren Daishonin Buddhism originated in Japan in 1253 and consists of the recitation of Nam-Myoho-Renge-Kyo also known as Daimoku (Japanese for Sacred Title). The meaning of Nam-Myoho-Renge-Kyo is complex and has been interpreted in different ways. The word Nam derives from the word namas in Sanskrit and can be translated as "devotion" in English. Myoho-Renge-Kyo is the title of the Lotus Sutra in its Japanese transliteration. The Lotus Sutra is a Mahayana Buddhist scripture that Nichiren Daishonin, the founder of this denomination of Buddhism, taught was the highest and most perfect teaching of the Buddha. Therefore, a simplified translation in English could be "devotion to the mystic law of the lotus sutra." Believers of Nichiren Daishonin Buddhism recite (chant) Nam-Myoho-Renge-Kyo vocally every day for a variable number of times, keeping their eyes open and focused on the object of worship as per the teachings of Nichiren Daishonin the Writings of Nichiren, (2003); Watson, (2023). The following excerpt from guidance given by the Fifty-ninth High Priest of Taiseki-ji Temple, (Nichiko, 2001), explains how believers should practice.

"The Daimoku (Nam-Myoho-Renge-Kyo) that we chant must be performed attentively and diligently. When chanting, we should not have trivial thoughts in our minds. The speed should not be too fast and our pronunciation should not be slurred. We must maintain a medium pitch and chant calmly, resolutely, and steadily. There is no established number of Daimoku that we must chant. The amount depends on individual circumstances. When we chant, the entire body should feel a tremendous surge of joy" (Nichiko Shonin [日亨上人]). For reference, the Temple mentioned above was founded by the Second High Priest of Nichiren Shoshu, Nikko Shonin [日興上人]. The Twenty-sixth high priest, Nichikan Shonin [日寛上人], originator of the restoration of Taiseki-ji Temple, left to posterity the "Rokkan-sho (Six-volume Writings; a basis for the religious doctrines) [六卷抄].

A first study, published in 2018, found that practitioners of Nichiren Daishonin Buddhism in Italy had higher levels of optimism, self-efficacy, self-esteem, and perceived social support in comparison with non-practicing Roman Catholic Church believers and Atheists (Giannini *et al.*, 2018). The study also found that Buddhists were more extroverted than the other groups and appeared less tough-minded than Catholics. Significant differences were also observed in primary personality factors. The study's findings suggest that the assiduous practice of Nichiren Daishonin Buddhism has a number of psychological benefits, including an increase in optimism, self-efficacy, self-esteem, perceived social support, and extraversion. The Authors of this study also found that there were no significant differences between

Catholics and Atheists in terms of their psychological resources. However, they found that Buddhists had significantly higher levels of psychological resources than both Catholics and Atheists. The Authors concluded that this difference was likely due to the religious practice of Nichiren Daishonin Buddhism, which includes the assiduous chanting of Nam-Myoho-Renge-Kyo and practice within a community of believers. A second study published in 2019, surveyed 391 practitioners of Nichiren Daishonin Buddhism in Italy (Bragazzi *et al.*, 2019). The results of this study were consistent with those of the previous study. Buddhists reported using adaptive coping strategies, having a predominant internal locus of control, and having a low psychopathological profile when compared to normative standard scores. In particular, Buddhists reported using a variety of adaptive coping strategies, such as problem-solving, seeking social support, and positive reappraisal. These strategies are thought to be helpful in managing stress and adversity. Buddhists also reported having a predominant internal locus of control, which means that they believe that they have control over their own lives. This belief is thought to be associated with a sense of empowerment and resilience. Finally, Buddhists showed a low psychopathological profile when compared to normative standard scores. This means that they were less likely to experience symptoms of mental illness, such as anxiety, depression, and stress. The findings of these two studies suggest that the practice of Nichiren Daishonin Buddhism is associated with a number of psychological benefits, including increased use of adaptive coping strategies, predominant internal locus of control, and low psychopathological profile (Giannini *et al.* 2018; Bragazzi *et al.*, 2019). Although the two studies quoted above did not evaluate the effects of chanting on the immune system, it may be logically assumed that reduction of stress and a sense of empowerment were associated with improved immune system function. Using the logic expounded by Chandran *et al.* (2021), chanting Nam-Myoho-Renge-Kyo can be taken as an example of voluntarily improving the function of the immune system as well as other systems such as the central nervous and endocrine systems. Beyond its spiritual and meditative benefits, chanting may also influence immunoception. Immunoception refers to the complex communication pathway between the immune system and the brain. This pathway allows the brain to monitor the body's immune status and to take steps to regulate the immune system, either to boost it or dampen it down.

Immunoception: Decoding the Conversation Between Immunity and the Brain

Recent research suggests a fascinating link between the brain and the immune system. The brain appears to constantly monitor the immune system's state, potentially adjusting immune responses based on this information.

This two-way communication, known as immunoeception, could be considered an additional sense. It builds upon interoception, the perception of internal bodily states. Notably, the insular cortex (Fig. 1), a key area for interoception, also seems to store representations of the immune system's activity.

A recent study describes the role of the insular cortex in immune representation and regulation (Rolls, 2023). This study highlights emerging evidence for the brain's role in immune function. The findings suggest the brain not only stores immune-related information but also utilizes it to orchestrate physiological processes and regulate immune activity. However, several key questions remain unanswered. These include the specific types of immune information the brain acquires, the communication pathways to the central nervous system, the brain regions and networks involved in storage, and the integration of this information with existing inputs. Additionally, the research aims to determine the brain's ability to update immune data stored in the insula and how it exerts control over immune responses. The implications of the brain's role in immune representation and regulation could significantly reshape our understanding of human physiology. This emerging field challenges the traditional view of immunological memory as residing solely within the immune system. Furthermore, these findings suggest a potential link between neuronal stimuli and the triggering of autoimmune diseases. This opens doors to new mechanistic understandings of psychosomatic disorders. Ultimately, this research on brain-immune communication could pave the way for innovative therapeutic approaches that regulate immunity through targeted brain modulation. Among these modalities, voluntary improvement of the immune system function as suggested by Chandran *et al.* (2021) appears most promising.

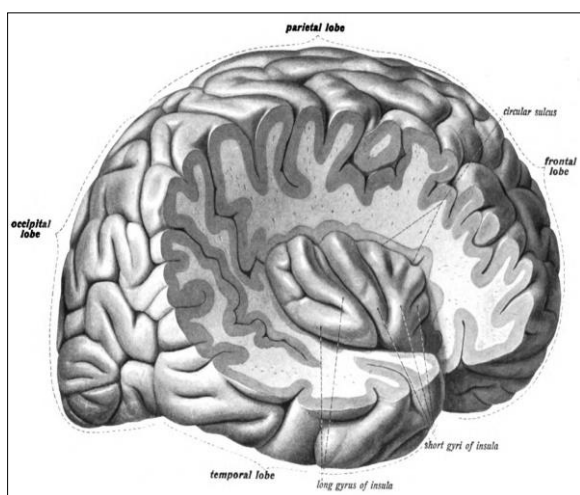


Fig. 1: The insular cortex of the right side, exposed by removing the opercula. An anatomical illustration from the 1908 edition of Sobotta's Anatomy Atlas

At the basis of the notion of immunological memory stored in the brain is the concept of the immunengram. The brain's ability to represent the immune state, particularly within the insular cortex, suggests the existence of an immunengram, a specific neural imprint capturing immune information. This concept draws inspiration from the established concept of an engram in classical neuroscience. Engrams represent the physical basis for storing and retrieving memories, essentially the brain's way of encoding memories in neural networks. While the exact nature of engrams remains under active investigation, it's widely accepted that memories are not isolated in individual cells but rather distributed across networks of interconnected neurons. Importantly, engrams are not modality-specific, meaning they can be influenced by various sensory inputs. For instance, a recent study in mice demonstrated the influence of long-term fear memories stored as engrams in the prefrontal cortex on how painful experiences shape future pain perception (Stegemann *et al.* 2023). The complexity of engrams at the brain level is further emphasized by the case of neuropathic pain. Here, fear engrams stored in the prefrontal cortex can expand to incorporate neurons representing pain (nociception) and touch (tactile sensation). This expansion leads to significant alterations in how the prefrontal cortex connects to brain regions associated with fear. These findings suggest that immunengrams, similar engrams specific to immune information, may possess additional unique properties beyond those observed in classical engrams. For example, it is expected to be multimodal, incorporating information from both the immune system and the nervous system. Additionally, it is likely to be plastic, changing in response to new experiences and environmental cues. Finally, it is likely to be dynamic, with different aspects of the immunengram being activated at different times, depending on the context.

The immunengram concept proposes the brain's ability to form distinct neural imprints in response to immune system activity. These imprints, potentially retrievable upon reactivation of the corresponding neuronal assemblies, differ from classical neuronal engrams. While neuronal engrams solely involve brain activity and can trigger specific behaviors, immunengrams are hypothesized to encompass a broader scope. They may involve not only the neuronal component but also alterations in peripheral cells and potentially even specific immune cell populations (Rolls, 2023). The distributed nature of the immunengram likely reflects the inherent complexity of the immune system, a vast network of interconnected cells and molecules. The brain's communication with this intricate system is achieved through a limited set of tools, primarily the autonomic nervous system. By forming a distributed trace, encompassing alterations in both brain circuits and peripheral tissues, the brain can establish a more robust

communication channel for regulating immune responses in peripheral tissues. These changes in peripheral tissues, including immune cells and neuropeptide receptors, might act as interpreters, deciphering the limited neural signals and potentially reconstructing some of the complexity of the original immune event. In essence, the distributed trace facilitates a more nuanced and adaptable dialogue between the brain and the immune system, a critical element for effective immune regulation and response.

The concept of the immunogram has helped advance the understanding of the relationships between the brain and the immune system even though the fine physical substrate of the immunogram remains elusive. As mentioned above, it is postulated that the immunogram is stored in neural circuits based on synapses. When the brain detects an immune event, establishes new circuits or changes pre-existent ones and these changes could be the basis for the immunogram. The immunogram and the engram are both thought to be physical traces of experiences; however, it is not clear if they are aware of themselves, in other words, if they have consciousness. Is the experience aware of itself? It is possible that the immunogram and the engram are not conscious per se, but are simply parts of the brain's complex system for processing experiences and generating consciousness. These points raise the question of what consciousness is and how the immune system interacts with it, or even if the immune system is itself conscious. These are important questions that will be addressed in the next section.

Consciousness and the Immune System, the Orch OR Theory

Consciousness is one of the most fascinating and mysterious aspects of the human experience even though, it must be stated, consciousness is not exclusive to humans; animals, plants, inanimate objects, and the universe itself are thought to have the attribute of consciousness (Hameroff and Penrose, 2014; Lamme, 2018). In this regard, Nichiren Daishonin Buddhism states.

"Life at each moment encompasses both body and spirit and both self and environment of all sentient beings in every condition of life, as well as insentient beings, plants, sky, and earth, on down to the most minute particles of dust. Life at each moment permeates the universe and is revealed in all phenomena" (Gosho "On Attaining Buddhahood". The writings of Nichiren (2003).

As far as humans are concerned, consciousness is described as the ability to be aware of oneself and the world around oneself and is essential for the ability to think, feel, and act. However, consciousness is also incredibly complex and we do not yet fully understand how it works. There are many different theories of consciousness, each with its own unique perspective on how consciousness arises. Some theories focus on the brain's electrical activity or the firing of neurons. Others

focus on the brain's structure or its chemical composition. Still others focus on the role of the environment or the mind-body connection. The most prominent theories of consciousness are listed below.

The Global Neuronal Workspace (GNW) theory proposes that consciousness arises from a network of neurons that are distributed throughout the brain. These neurons are thought to work together to create a global workspace, which is a mental space where information can be shared and processed.

The Integrated Information Theory (IIT) proposes that consciousness arises from the amount of information that is integrated within a system. The more integrated a system is, the more conscious it is.

The Higher-Order Thought (HOT) theory proposes that consciousness arises from the ability to think about one's own thoughts. In other words, we are conscious of something when we can think about it and reflect on it.

The epiphenomenal theory proposes that consciousness is an epiphenomenon, which means that it is a by-product of other physical processes in the brain. In other words, consciousness does not have any causal power and it does not play any role in our thoughts, feelings, or actions.

The quantum theory of consciousness proposes that consciousness arises from quantum mechanical processes in the brain. These processes are thought to allow the brain to process information in a way that is not possible with classical physics. This latter theory, better known as the Orchestrated Objective Reduction (Orch OR) theory, is the most complete theory of consciousness (Hameroff, 2021).

Orch OR is an original theory of consciousness expounded almost thirty years ago by British Nobel Laureate Sir Roger Penrose and Professor Stuart Hameroff of Arizona State University (Hameroff and Penrose, 2014; Hameroff, 2023). The core tenet of the theory is the notion that consciousness originates inside brain neurons, mediated by quantum computations occurring in the context of cytoskeletal structures, the microtubules, and, more precisely, in the context of the helical structure of the main protein constituting microtubules, i.e., tubulin (Fig. 2).

Tubulin has a number of properties that make it well-suited for quantum processing. First, tubulin (both alpha and beta) is relatively small with a molecular weight of around 50 kDa. This makes it less susceptible to decoherence, which is the process by which quantum states are lost due to interaction with the environment. Second, tubulin is a highly organized protein. It has a specific structure that allows it to form into hollow elongated cavities, the microtubules, with a diameter of about 25 nm. This structure helps to protect the quantum states of tubulin from decoherence. Third, tubulin is a dynamic protein. It can undergo a number of conformational changes. This allows tubulin to form into

different structures, which can be used to encode information and perform quantum computations. Fourth, tubulin in the context of microtubules can function as a Fabry-Perot interferometer able to detect the interaction between sound and electromagnetic waves (Bisson, 2013; Ruggiero, 2023). The Orch OR theory hypothesizes that tubulin forms into oscillating dipoles in microtubules. These oscillating dipoles can interact with each other to form qubits, which are the basic units of quantum information. The qubits in microtubules are then thought to be orchestrated by connecting proteins, such as Microtubule-Associated Proteins (MAPs), to perform quantum computations. These quantum computations are thought to be the basis of consciousness. In other words, consciousness is dependent on biologically 'orchestrated' coherent quantum processes occurring inside microtubules within brain neurons as well as in any other cell possessing a cytoskeleton. In the specific case of the brain, these quantum computations correlate with and regulate neuronal firing. This orchestrated OR activity leads to moments of consciousness that could also be defined as awareness and/or choice.

The notion of consciousness as a series of discrete moments (quanta), rather than a single, unbroken flow, has been around for millennia. Hameroff and Penrose (2014) quote ancient Indian and Chinese Buddhist scriptures that estimate that the duration of each moment ranges from 13.3-20 ms. Interestingly, EEG studies agree with these estimates and it appears that we, as humans, have around 40 conscious moments per second. It should be noticed, however, that, according to the principle of *ichinen sanzen*, each moment of consciousness is constituted by three thousand aspects, and, therefore, the fine granularity of consciousness is much greater than simply 40 moments per second. *Ichinen sanzen* is a Buddhist concept that means "three thousand realms in a single moment of thought [or a single life-moment]." It is a central teaching of the Lotus Sutra and it is one of the most important concepts in Mahayana Buddhism. *Ichinen sanzen* is based on the idea that all of reality is interconnected. There is no separation between the individual and the universe, between the mind and the body, or between the past, present, and future. Everything is interconnected in a single moment of thought. The concept of *ichinen sanzen* is often used to explain the nature of enlightenment. When a person attains enlightenment, they see the world as it truly is, without any separation or division. They see that all of reality is interconnected and that they are a part of this interconnected web of life. *Ichinen sanzen* is a non-dualistic concept. This means that there is no separation between the self and the world, between the observer and the observed. Everything is interconnected and interdependent.

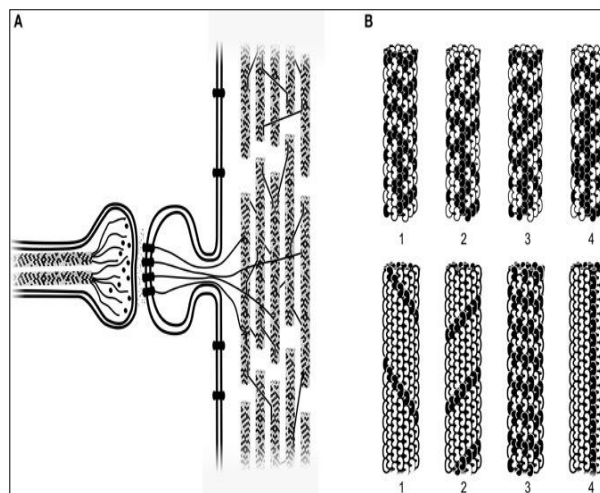


Fig. 2: The subcellular substrate of Orch OR. A: An axon terminal releases neurotransmitters through a synapse and is received by microtubules in a neuron's dendritic spine. B: Simulated microtubule tubulin switch states. By Stuart Hameroff- <https://www.frontiersin.org/articles/10.3389/fnint.2012.00093/full#F5>, CC BY 3.0, <https://commons.wikimedia.org/w/index.php?curid=74898697>

Ichinen sanzen is a dynamic concept. This means that reality is constantly changing and evolving. There is no one static truth, but rather a multitude of truths that are constantly interacting with each other. *Ichinen sanzen* is a liberating concept. When we realize that we are interconnected with all of reality, we can let go of our attachments and fears. We can live in the present moment and enjoy the journey of life. The following excerpt from the writing (Gosho, Japanese for honorable writings) of Nichiren Daishonin entitled "On the Object of Worship Manifesting the True Buddha's Entity and his Enlightenment, Originating in the fifth five-hundred-year period after the Buddha's Passing (Nyorai no metsugo go no gohyakusai ni hajimu kanjin no honzon-sho (如来滅後五百歳始観心本尊抄. April 25, 1273) states.

"Observation of the mind means to have an insight into the ten worlds by perceiving one's mind. In other words, although one can see the six sense organs of others, he does not know his own because he cannot see them. Only by looking into a clear mirror can he see them for the first time. Even though the six paths and the four noble worlds are expounded in some parts of various sutras, without a clear mirror, such as the Lotus Sutra or the great teacher Tiantai's 'great concentration and insight' (Maka Shikan), one will never become aware of the ten worlds, hundred worlds and thousand factors and *Ichinen sanzen* (three thousand realms in a single life-moment) that one possesses within oneself" (Nichiren, 2003).

The Goshō contains numerous references to the nature of consciousness. Nichiren Daishonin often uses terms like "mind," "heart," and "life" to describe the fundamental aspects of our being. While the Goshō don't explicitly discuss "consciousness" in modern psychological terms, they offer numerous passages that highlight the connection between chanting the Daimoku, Nam-Myōhō-Renge-Kyō, and transforming consciousness or life state. Nam-Myōhō-Renge-Kyō embodies the fundamental law of life: As per the Goshō, this law is inherent in all existence and possesses the power to awaken our Buddhahood, the state of perfect enlightenment. Chanting Nam-Myōhō-Renge-Kyō is a practice of faith: The Goshō emphasizes that chanting is not simply repeating words but an act of entrusting ourselves to the law and its transformative power. Chanting awakens the Buddha nature within. By chanting with faith, we tap into our inherent Buddha potential, which allows us to transform our consciousness from its limited state to one of wisdom, compassion, and joy. Among the numerous Goshō referencing the transformative power that chanting Nam-Myōhō-Renge-Kyō has on consciousness, the one entitled "On Attaining Buddhahood" provides a notable example with the following words.

"While deluded, one is called a common mortal, but once enlightened, he is called a Buddha. Even a tarnished mirror will shine like a jewel if it is polished. A mind that presently is clouded by illusions originating from the innate darkness of life is like a tarnished mirror, but once it is polished it will become clear, reflecting the enlightenment of immutable truth. Arouse deep faith and polish your mirror night and day. How should you polish it? Only by chanting Nam-Myōhō-Renge-Kyō" (Goshō "On Attaining Buddhahood". Nichiren, 2003).

Aromatic Amino Acids, Tubulin, and their Role in Consciousness

Transitioning from lofty Buddhist concepts to more pedestrian molecular biology, it is worth noting that the aromatic amino acids in the sequence of tubulin play a role in quantum information processing. The aromatic amino acids of tubulin are thought to be important for quantum information processing in Orch OR for a number of reasons. First, they have large, ring-shaped structures that can absorb electromagnetic radiation. This makes them well-suited for quantum information processing. Second, they are arranged in a regular pattern in tubulin, which helps to stabilize their quantum states. Third, they are relatively isolated from the environment, which helps to protect their quantum states from decoherence. Tryptophan has the largest ring of all the aromatic amino acids and it is therefore the most efficient at absorbing electromagnetic radiation. This makes it an ideal candidate for forming oscillating dipoles in microtubules.

Phenylalanine and tyrosine also have ring-shaped structures, but they are not as large as the ring of tryptophan. This makes them less efficient at absorbing electromagnetic radiation, but they are still thought to play a role in quantum information processing in Orch, OR.

The emphasis placed on microtubules and tubulin as the physical substrates of consciousness makes the Orch OR theory unique among other theories of consciousness because it implies that everything that has a cytoskeleton has the attribute of consciousness, thus dethroning the brain from its position of preeminence. Therefore, also those forms of life defined as non-sentient beings, such as plants or microbes, having a cytoskeleton, have the attribute of consciousness (Gardiner, 2012; Reddy and Pereira, 2017). Another important consequence of Orch OR consists in the notion that all cells in multicellular organisms share the same consciousness. Taking the human body as an example, all cells share the same coding sequences of DNA and, therefore, all proteins of an individual tubulin have the same amino acid sequence. If consciousness arises from computations inside microtubules and if these computations are based on tubulin, then all cells of an individual not only have consciousness, but they also have the same type of consciousness that, by definition, will be different from that of another individual who may have a different arrangement of tubulin because of polymorphisms (García-Aguilar *et al.*, 2023). Therefore, it is possible that the immunogram does not reside uniquely in the insular cortex as a result of neural connections; it may well reside in the entangled consciousness of individual cells of the immune system. As a matter of fact, since all cells of an individual derive from a single one, the zygote, and since they share the same DNA coding sequences, it is logical to assume that they are entangled both from the point of view of classical molecular biology as well as from the point of view of quantum mechanics. According to this concept, there is no communication, strictly speaking, between the central nervous system and the immune system; events of consciousness would occur simultaneously in both systems without any need to "communicate". Since OR is based on the fundamentals of quantum mechanics and the geometry of space-time and since Orch OR postulates that there is a connection between the events occurring in the brain and the basic structure of the universe (Hameroff and Penrose, 2014), it is not surprising that there could be a connection, at the quantum level, between the consciousness of the brain and that of the immune system. According to what expounded above, the immune system is thought to have its own consciousness, separate from the brain. This raises the question of whether meditation or religious chanting can have a direct effect on the immune system, in addition to their effects on the brain. In other words, could meditation or religious chanting somehow "talk" directly to the immune system, bypassing the brain?

Religious Chanting May Act Directly on Cells of the Immune System as it Happens with Cardiomyocytes

It was recently hypothesized by one of us that chanting Nam-Myoho-Renge-Kyo generates a unique electromagnetic/vibrational signature that may be interpreted by microtubules of neurons acting as Fabry-Perot interferometers, thus leading to increased brain activity and level of consciousness (Ruggiero, 2023). Figure 3, shows the recursive functions generated by chanting.

According to this model, the sound waves generated by vocalization modify the spatial arrangement of tubulin in neurons in a manner superimposable to that observed in cardiomyocytes (Dal Lin *et al.* 2020); these changes modify the computational characteristics of tubulin. Modified computations lead to modified regulation of axonal firing and, thus, to modified electrical brain activity. The electromagnetic waves generated by the modified brain's electrical activity interact with the sound waves generated by chanting since the nervous tissue is a medium whose electrical properties are affected by mechanical strain (Bisson, 2013). Microtubules, performing the function of a Fabry-Pérot interferometer, are able to detect and interpret the interaction of electromagnetic and sound waves and are modified by such an interaction, thus further modifying their computational ability that in turn results in modified electrochemical brain activity. The repetitive, voluntary, generation and exposure to sound waves constitute an example of recursion that leads to increased levels of brain activity and hence, consciousness.

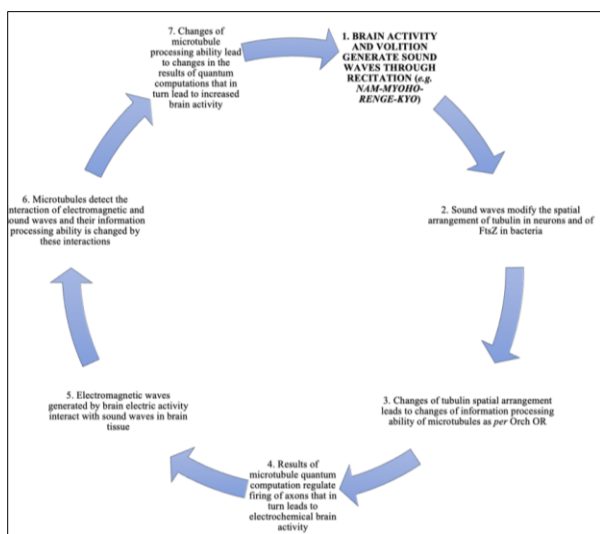


Fig. 3: Recursive functions generated by chanting. Reproduced from Fig. 12 of Ruggiero (2023) under the terms and conditions of the Creative Commons Attribution License

In the previous paragraph, the concept of "sound" referred to vocalization has been utilized to indicate oscillation in pressure, stress, particle displacement velocity, and so on. Here it is important to clarify some concepts, in particular in the context of the quantum characteristics of sound as they relate to the interactions of sound and electromagnetic waves. Sound waves need a medium to propagate through and the medium can be air, water, or a solid; electromagnetic waves can propagate in all types of mediums including vacuum. The only requirement is that the medium must be able to support electric and magnetic fields. The medium where sound waves propagate needs to have internal forces, such as elastic or viscous forces, in order for sound waves to propagate. A sound source creates vibrations in the medium. These vibrations propagate as longitudinal and transverse waves. In the world of waves, there are two main types based on how the particles in the medium move. Longitudinal waves involve particles vibrating in the same direction as the wave itself travels. In contrast, transverse waves cause particles to vibrate perpendicular to the direction of the wave's movement. Sound and electromagnetic waves can be reflected, refracted, or attenuated by the medium. Reflection is when a wave bounces off of a surface. Refraction is when a wave bends when it passes from one medium to another. For sound waves, attenuation is when the amplitude of a sound wave decreases as it propagates through the medium. For electromagnetic waves, attenuation is the loss of energy of an electromagnetic wave as it travels through a medium. There are a number of factors that can cause the attenuation of electromagnetic waves, including absorption, scattering, and diffraction.

For sound waves, the pressure, displacement, and velocities of the medium vary in time and space at a fixed distance from the sound source. This is because the sound waves are constantly propagating and the medium is constantly reacting to the sound waves. Sound waves can produce pressure waves that can affect cells or their structures and in this regard, their biological effects differ greatly from those of electromagnetic waves. The pressure exerted by sound waves can cause micro-vibrations, or even resonances, in cells. Resonance occurs when sound waves vibrate at a frequency that matches the natural vibrational frequency of a cell or its structures. When this happens, the cell or structure can vibrate more easily, which can have a number of effects on the cell. For example, it has been shown that bacterial cells can respond to specific single acoustic frequencies. When these frequencies are applied to bacterial cells, the cells can change their shape, motility, and gene expression. In some cases, the cells can even emit sounds themselves (Matsushashi *et al.* 1998).

The effects of sound waves on cells can be complex and depend on a number of factors, including the frequency, intensity, and duration of the sound wave.

Acoustic vibrations, in the form of single frequencies, noise, or music, can have a number of effects on cells. These effects can include changes in proliferation, viability, and hormone binding. Acoustic vibrations can also affect the spatial interaction between cells, their individual and collective behavior, and their intracellular and intercellular organization. These effects are important for regulating the function of cells. Mechanical forces, such as those exerted by sound pressure on surface-adhesion receptors, such as integrins and cadherins, can be transmitted along the cytoskeleton to distant sites in the cytoplasm and nucleus (Haupt and Minc, 2018) thus affecting a number of cellular functions including regulation of gene expression and cytoskeleton-based consciousness.

However, the traditional phenomenological analysis of the interactions of sound waves with cells and their environment in biological systems is not sufficient and a more complete understanding can be achieved by considering the quantum nature of the vibrational modes of the electric dipoles that characterize the molecules involved in the inter- and intra-cellular systems. The molecular electric dipole vibrations can be described as phonons, which are the quanta associated with the deformation wave, namely the elastic wave. This means that the sound waves can interact with the cells and their environment at the molecular level, by exciting the phonons. This interaction can have a number of effects, including the dynamical formation of fractal and multifractal self-similarity. The quantum dynamical analysis of the sound wave interaction with cells and their environment provides a deeper understanding of this process and it can be used to develop new methods for manipulating cells and their environment using sound waves.

Even more complex are the interactions between sound and electromagnetic waves in the context of the cell which is a medium able to propagate both types of waves. In general, sound waves and electromagnetic waves cannot interact directly with each other. This is because they are different types of waves that propagate through different mechanisms. However, if they both share a common medium and that medium has electrical properties that vary with mechanical strain, as is the case of the cell, the two undulatory phenomena can interact (Bisson, 2013). This is because the mechanical strain caused by the sound wave can change the electrical properties of the medium, which can then affect the propagation of the electromagnetic wave. This interaction is called piezoelectricity and piezoelectricity has been found in proteins (Yuan *et al.* 2019). Piezoelectric materials are materials that have the property of generating an electric charge when they are mechanically deformed. This property is caused by the alignment of electric dipoles in the material. When the material is deformed, the dipoles are aligned in the direction of the deformation, which creates an electric field. The

reverse effect is also possible. When an electric field is applied to a piezoelectric material, it can cause the material to deform. This is because the electric field aligns the dipoles in the material, which creates a mechanical strain. A microtubule can be envisaged as an etalon (or Fabry-Pérot interferometer, or resonant cavity) with the cavity filled with a piezoelectric material, that is constituted by the meshwork of luminal proteins stabilizing the microtubule (Ichikawa and Bui, 2018). Resonant standing waves (either electromagnetic or acoustical) will produce fixed patterns of electromagnetic or acoustic properties in microtubules, thus generating unique patterns of signature of consciousness. If consciousness is not relegated to neurons but emerges from quantum computations in all cells that have a cytoskeleton, then it is not difficult to imagine that religious chanting acts directly on the cells of the immune system. However, based on what is described above, each type of chanting will generate its own peculiar pattern of consciousness because the results of the interactions between sound and electromagnetic waves are unique for each type of chanting and, therefore, the effects of the different types of chanting are not interchangeable.

Therefore, based on the concepts expounded above, it is plausible that chanting Nam-Myoho-Renge-Kyo acts directly on cells of the immune system who, thanks to the consciousness associated with microtubules and tubulin, may be able to interpret the positive and compassionate significance of chanting. This is exactly what happens with cardiomyocytes *in vitro*; these cells interpret the significance of acoustical signals and tubulin reacts differently if the cells are exposed to signals (phrases, music, or mantra) with a positive or a negative significance (Dal Lin *et al.*, 2021). Interestingly, the most positive responses occurred when cells were exposed to a mantra, whereas the most negative responses occurred when cells were exposed to noises (Dal Lin *et al.*, 2021).

The Immune System and the Brain; Two Different Ways of Acquiring and Elaborating Information

The brain acquires information about the world through a process called sensory perception. Sensory perception is the process by which the senses (sight, hearing, smell, taste, and touch) convert external stimuli into electrical signals that can be interpreted by the brain. The first step in sensory perception is the detection of a stimulus. This is done by specialized cells in sensory organs, such as photoreceptors in the eyes, hair cells in the ears, and taste buds on the tongue. When a stimulus is detected, it triggers a chain reaction of events that ultimately leads to the generation of an electrical signal. This electrical signal is then transmitted to the brain along a nerve pathway. The nerve pathway carries the signal to a specific region of the brain that is responsible for processing that particular type of sensory information. For example, signals from the eyes are sent to the visual cortex, signals from the ears are sent to the auditory cortex, and so on.

Once the signal reaches the brain, it is interpreted by a network of neurons. This network of neurons is able to recognize the pattern of the signal and make sense of it. For example, the visual cortex is able to recognize the pattern of electrical signals that represent a particular object.

In addition to the five classical ones of sight, hearing, smell, taste, and touch, there are other senses that have been identified and contribute to the collection of information. These additional senses are:

- Balance: This sense is responsible for the perception of gravity and orientation in space. It is also responsible for our ability to maintain balance. The sense of balance is located in the inner ear
- Proprioception: This sense is responsible for awareness of the position and movement of body parts. It is also responsible for the ability to coordinate movements. The sense of proprioception is located in the muscles, tendons, and joints
- Interoception: This sense is responsible for the perception of internal stimuli, such as hunger, thirst, pain, and body temperature. The sense of interoception is located in the brain and throughout the body
- Thermoception: This sense is responsible for our perception of temperature. It is located in the skin and in the hypothalamus
- Nociception: This sense is responsible for the perception of pain. It is located in the skin and in the spinal cord
- Immunoception: This is the sense by which the brain senses and regulates the immune system

In addition to these senses, there are also some senses that are not well understood or that are only experienced by certain people. Some of these senses include:

- Electromagnetic sense: This sense is hypothesized to allow some animals, such as sharks, to detect electromagnetic fields
- Magnetoception: This sense is hypothesized to allow some animals, such as pigeons, to sense the Earth's magnetic field. Recent evidence shows that also humans are capable of magnetoception (Chae *et al.*, 2022)
- Ultrasonic sense: This sense is used by some animals, such as bats, to navigate and hunt in the dark. It was demonstrated that human neurons are also capable of responding to ultrasounds (Branca *et al.*, 2018)
- Pain empathy: This sense allows us to feel the pain of others. It is thought to be mediated by mirror neurons in the brain

Independently of the fact that there are five or fifteen senses, the information that the brain is capable of acquiring is limited by the physical limitation of the senses. Such a limitation constitutes what is called cognitive bottleneck

(Borst *et al.*, 2010), a concept that was first expounded by Aldous Huxley in his 1954 book "The Doors of Perception" where he proposed the idea that the brain acts as a reducing valve that limits the amount of information that we, and presumably all beings with a brain, are consciously aware of. He argued that the brain filters out most of the information that is coming in through our senses and only allows us to focus on a small amount of information at a time.

However, if the brain is, or has, a reducing valve that limits the amount of information that we can process, the immune system does not appear to have such limitations. It has been known for a long time that the immune system is capable of acquiring information, learning, memory, and pattern recognition, thus being endowed with all the attributes of intelligence and consciousness (Farmer *et al.*, 1986). The cells of the immune system acquire information in a variety of ways. For example, antigen presentation is the process by which Antigen-Presenting Cells (APCs) present antigens to the immune system. APCs take antigens from pathogens and break them down into smaller pieces. In this context, one may think that the also amount of information that the immune system is capable of acquiring is limited in some way and certainly not greater than what is accessible to the brain. The perspective changes, however, if one takes into account the process of phagocytosis, the process by which neutrophils, macrophages, and dendritic cells engulf and destroy foreign particles, such as bacteria, viruses, cancer cells, cells with mutation, apoptotic cells, and cellular debris (Fig. 4).

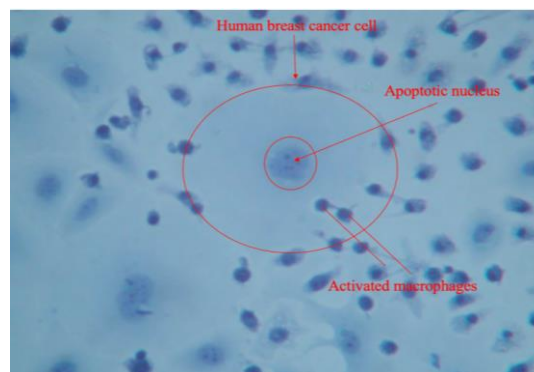


Fig. 4: Activated macrophages attack and kill a human breast cancer cell. Co-culture of activated macrophages and human breast cancer cells; Papanicolaou staining. Activated macrophages are visible as small cells with a roundish dark nucleus. A large cancer cell with a pale cytoplasm is evidenced by the large red circle; the apoptotic nucleus of the cancer cell with fragmented chromatin is evidenced by the small red circle. The two activated macrophages indicated by the red lines are hydrolyzing the cytoplasm of the cancer cell. Reproduced modified from Fig. 2 of Thyer *et al.* (2013) under the terms and conditions of the Creative Commons Attribution license (<http://creativecommons.org/licenses/by/3.0/>)

By coming into contact with the information encoded in the DNA or RNA of what has been phagocytized, phagocytes acquire an enormous deal of information about the world. For example, the genome of each cancer cell is different (Talseth-Palmer and Scott, 2011) and continuously mutates; considering that there are mutated cells in the healthy human body since fetal development (Paashuis-Lew and Heddle, 1998), it is easy to conceive that the amount of information acquired by the cells of the immune system that take care of those mutated cells is enormous. However, this amount of information, albeit enormous, is still limited and is questionable whether it may be greater than what is accessible to the brain. Where the immune system surpasses the amount of information accessible to the brain is in its interaction with the microbiome, an interaction that is essential for the functioning of the immune system and, more in general, the entire organism (Belkaid and Hand, 2014). If we consider that the cells of the human microbiota even not counting the trillions of viruses of the human virome (Koonin *et al.* 2021) outnumber host cells by at least a factor of 10 and, more importantly from the point of view of information, the number of genes of the collective human microbiome is comparable to the number of atoms in the universe (Stegemann *et al.*, 2023), we deduce that the amount of information accessible to the immune system is as vast as the universe.

Conclusion

According to Eastern philosophy and religion, human consciousness consists of the ability of the brain to connect with the intrinsic consciousness of the universe. This concept is an integral part of the Orch OR theory of consciousness (Hameroff and Penrose, 2014) and is often mentioned by one of the two fathers of Orch OR. Figure 5, shows a slide from a talk given by Professor Hameroff at the Science of Consciousness conference in 2021, where he explains that in Eastern philosophy consciousness pervades a deeper reality and is embedded in the universe.

Meditation, altered states of consciousness, and near-death experiences are among the means by which is believed that the human brain can access the intrinsic consciousness of the universe. According to the concepts presented in the previous sections, it may be argued that the immune system not only is conscious but also capable of accessing the intrinsic consciousness of the universe, and is possible that it can access more information than what is accessible to the brain. The consciousness of the immune system and its ability to connect with the consciousness embedded in the universe might explain otherwise inexplicable phenomena such as consciousness with near-electrocerebral silence (Lee *et al.*, 2017) or perfect consciousness in an individual with almost no brain (Feuillet *et al.*, 2007).

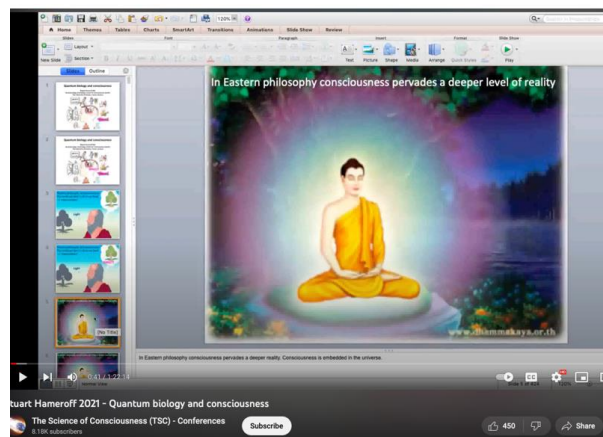


Fig. 5: Screenshot from the presentation by Professor Hameroff (<https://www.youtube.com/watch?v=tkECK3RzEPM>)

Acknowledgment

MR acknowledges the great work of Dr. Aldo Ruggiero, MD (1923-2006), pioneer of radiology in Prato, Italy, founder of the Studio Radiologico Ruggiero, and source of boundless inspiration for this and many other scientific articles.

Funding Information

The authors did not receive any funding for this study.

Author's Contributions

Both authors equally contributed to the study.

Ethics

This article is original and contains material that has not been submitted or published in any scientific journal. A preprint of the first submission of this article had been posted in a multidisciplinary preprint platform (Preprints 2023, 2023081335. <https://doi.org/10.20944/preprints202308.1335.v4>).

Conflicts of Interest

The authors declare that they have no conflicts of interest concerning the topics described in this article. MR is editor-in-chief of the American Journal of immunology and is waived from the Article Processing fee for this contribution; he receives no remuneration for his editorial work.

References

- Arnsten, A. F. (2009). Stress signaling pathways that impair prefrontal cortex structure and function. *Nature Reviews Neuroscience*, 10(6), 410-422. <https://doi.org/10.1038/nrn2648>

- Belkaid, Y., & Hand, T. W. (2014). Role of the microbiota in immunity and inflammation. *Cell*, 157(1), 121-141. <https://doi.org/10.1016/j.cell.2014.03.011>
- Bisson, P. (2013). Re: What kind of interaction is possible between a sound wave and an EM wave?.
- Borst, J. P., Taatgen, N. A., & Van Rijn, H. (2010). The problem state: A cognitive bottleneck in multitasking. *Journal of Experimental Psychology: Learning, Memory and Cognition*, 36(2), 363. <https://doi.org/10.1037/a0018106>
- Bower, J. E., & Kuhlman, K. R. (2023). Psychoneuroimmunology: An introduction to immune-to-brain communication and its implications for clinical psychology. *Annual Review of Clinical Psychology*, 19, 331-359. <https://doi.org/10.1146/annurev-clinpsy-080621-045153>
- Bragazzi, N. L., Ballico, L., & Del Puente, G. (2019). Mental Health among Italian Nichiren Buddhists: Insights from a cross-sectional exploratory study. *Religions*, 10(5), 316. <https://doi.org/10.3390/rel10050316>
- Branca, J. J. V., Pacini, S., Morucci, G., Bocchi, L., Cosentino, A., Boni, E., & Ruggiero, M. (2018). Effects of Ultrasound and Selenium on Human Neurons *in vitro*. *Archives Italiennes de Biologie*, 156(4). <https://doi.org/10.12871/00039829201842>
- Chae, K. S., Kim, S. C., Kwon, H. J., & Kim, Y. (2022). Human magnetic sense is mediated by a light and magnetic field resonance-dependent mechanism. *Scientific Reports*, 12(1), 8997. <https://doi.org/10.1038/s41598-022-12460-6>
- Chandran, V., Bermúdez, M. L., Koka, M., Chandran, B., Pawale, D., Vishnubhotla, R., ... & Sadhasivam, S. (2021). Large-scale genomic study reveals robust activation of the immune system following advanced Inner Engineering meditation retreat. *Proceedings of the National Academy of Sciences*, 118(51), e2110455118. <https://doi.org/10.1073/pnas.2110455118>
- Dal Lin, C., Radu, C. M., Vitiello, G., Romano, P., Polcari, A., Iliceto, S., ... & Tona, F. (2020). Sounds stimulation on *in vitro* HL1 cells: A pilot study and a theoretical physical model. *International Journal of Molecular Sciences*, 22(1), 156. <https://doi.org/10.3390/ijms22010156>
- Dick, T. E., Mims, J. R., Hsieh, Y. H., Morris, K. F., & Wehrwein, E. A. (2014). Increased cardio-respiratory coupling evoked by slow deep breathing can persist in normal humans. *Respiratory Physiology and Neurobiology*, 204, 99-111. <https://doi.org/10.1016/j.resp.2014.09.013>
- Farmer, J. D., Packard, N. H., & Perelson, A. S. (1986). The immune system, adaptation and machine learning. *Physica D: Nonlinear Phenomena*, 22(1-3), 187-204. [https://doi.org/10.1016/0167-2789\(86\)90240-X](https://doi.org/10.1016/0167-2789(86)90240-X)
- Feuillet, L., Dufour, H., & Pelletier, J. (2007). Brain of a white-collar worker. *The Lancet*, 370(9583), 262. [https://doi.org/10.1016/S0140-6736\(07\)61127-1](https://doi.org/10.1016/S0140-6736(07)61127-1)
- Gao, J., Leung, H. K., Wu, B. W. Y., Skouras, S., & Sik, H. H. (2019). The neurophysiological correlates of religious chanting. *Scientific Reports*, 9(1), 4262. <https://doi.org/10.1038/s41598-019-40200-w>
- García-Aguilar, I., Zwaan, S., & Giomi, L. (2023). Polymorphism in tubulin assemblies: A mechanical model. *Physical Review Research*, 5(2), 023093. <https://doi.org/10.1103/PhysRevResearch.5.023093>
- Gardiner, J. (2012). Insights into plant consciousness from neuroscience, physics and mathematics: A role for quasicrystals. *Plant Signaling and Behavior*, 7(9), 1049-1055. <https://doi.org/10.4161/psb.21325>
- Giannini, M., Loscalzo, Y., Beraldi, D., & Gori, A. (2018). Psychological resources, personality traits and Buddhism: A study of Italian young adults. *Journal of Religion and Health*, 57(6), 2416-2430. <https://doi.org/10.1007/s10943-018-0618-y>
- Hameroff, S., & Penrose, R. (2014). Consciousness in the universe: A review of the 'Orch OR' theory. *Physics of Life Reviews*, 11(1), 39-78. <https://doi.org/10.1016/j.plrev.2013.08.002>
- Hameroff, S. (2021). 'Orch OR' is the most complete and most easily falsifiable theory of consciousness. *Cognitive Neuroscience*, 12(2), 74-76. <https://doi.org/10.1080/17588928.2020.1839037>
- Hameroff, S. (2023). 'Smear campaign' at the crossroad of consciousness and spacetime geometry-. Comment on" At the crossroad of the search for spontaneous radiation and the Orch OR consciousness theory" by Derakhshani *et al.* *Physics of Life Reviews*, 44, 173-175. <https://doi.org/10.1016/j.plrev.2023.01.006>
- Haupt, A., & Minc, N. (2018). How cells sense their own shape mechanisms to probe cell geometry and their implications in cellular organization and function. *Journal of Cell Science*, 131(6), jcs214015. <https://doi.org/10.1242/jcs.214015>
- Hotho, G., & Cysarz, D. (2022). Unexpected Cardiovascular Oscillations at 0.1 Hz During Slow Speech Guided Breathing (OM Chanting) at 0.05 Hz. *Frontiers in Physiology*, 13, 875583. <https://doi.org/10.3389/fphys.2022.875583>
- Ichikawa, M., & Bui, K. H. (2018). Microtubule inner proteins: A meshwork of luminal proteins stabilizing the doublet microtubule. *BioEssays*, 40(3), 1700209. <https://doi.org/10.1002/bies.201700209>
- Jamil, A., Gutlapalli, S. D., Ali, M., Oble, M. J., Sonia, S. N., George, S., ... & Ali Sr, Z. (2023). Meditation and its mental and physical health benefits in 2023. *Cureus*, 15(6). <https://doi.org/10.7759/cureus.40650>

- Khalsa, D. S., Amen, D., Hanks, C., Money, N., & Newberg, A. (2009). Cerebral blood flow changes during chanting meditation. *Nuclear Medicine Communications*, 30(12), 956-961. <https://doi.org/10.1097/MNM.0b013e32832fa26c>
- Koonin, E. V., Dolja, V. V., & Krupovic, M. (2021). The healthy human virome: From virus host symbiosis to disease. *Current Opinion in Virology*, 47, 86-94. <https://doi.org/10.1016/j.coviro.2021.02.002>
- Lamme, V. A. (2018). Challenges for theories of consciousness: Seeing or knowing, the missing ingredient and how to deal with panpsychism. *Philosophical Transactions of the Royal Society B: Biological Sciences*, 373(1755), 20170344. <https://doi.org/10.1098/rstb.2017.0344>
- Lazar, S. W., Kerr, C. E., Wasserman, R. H., Gray, J. R., Greve, D. N., Treadway, M. T., ... & Fischl, B. (2005). Meditation experience is associated with increased cortical thickness. *Neuroreport*, 16(17), 1893-1897. <https://doi.org/10.1097/01.wnr.0000186598.66243.19>
- Lee, D. E., Lee, L. G., Siu, D., Bazrafkan, A. K., Farahabadi, M. H., Dinh, T. J., ... & Akbari, Y. (2017). Neural correlates of consciousness at near-electrocerebral silence in an asphyxial cardiac arrest model. *Brain Connectivity*, 7(3), 172-181. <https://doi.org/10.1089/brain.2016.0471>
- Lutz, A., Greischar, L. L., Rawlings, N. B., Ricard, M., & Davidson, R. J. (2004). Long-term meditators self-induce high-amplitude gamma synchrony during mental practice. *Proceedings of the National Academy of Sciences*, 101(46), 16369-16373. <https://doi.org/10.1073/pnas.0407401101>
- Matsuhashi, M., Pankrushina, A. N., Takeuchi, S., Ohshima, H., Miyoi, H., Endoh, K., ... & Sawada, T. (1998). Production of sound waves by bacterial cells and the response of bacterial cells to sound. *The Journal of General and Applied Microbiology*, 44(1), 49-55. <https://doi.org/10.2323/jgam.44.49>
- Nichiko, S. (2001). [日亨上人] Basic of Practice. *Taiseki-ji Temple* p.19. ASIN: B00122SOXA.
- Nichiren, D. (2003) The Writings of Nichiren Daishonin. The University of Michigan. *Soka Gakkai*. ISBN-10: 4884170075.
- Paashuis-Lew, Y. R. M., & Heddle, J. A. (1998). Spontaneous mutation during fetal development and post-natal growth. *Mutagenesis*, 13(6), 613-617. <https://doi.org/10.1093/mutage/13.6.613>
- Perry, G., Polito, V., Sankaran, N., & Thompson, W. F. (2022). How chanting relates to cognitive function, altered States and Quality of Life. *Brain Sciences*, 12(11), 1456. <https://doi.org/10.3390/brainsci12111456>
- Pommy, J., Smart, C. M., Bryant, A. M., & Wang, Y. (2023). Three potential neurovascular pathways driving the benefits of mindfulness meditation for older adults. *Frontiers in Aging Neuroscience*, 15. <https://doi.org/10.3389/fnagi.2023.1207012>
- Reddy, J., & Pereira, C. (2017). Understanding the emergence of microbial consciousness: From a perspective of the Subject-Object Model (SOM). *Journal of Integrative Neuroscience*, 16(s1), S27-S36. <https://doi.org/10.3233/JIN-170064>
- Rolls, A. (2023). Immunoception: The insular cortex perspective. *Cellular and Molecular Immunology*, 20(11), 1270-1276. <https://doi.org/10.1038/s41423-023-01051-8>
- Ruggiero, M. (2023). Study of structural similarities between tubulin, TMC1 and FTSZ proteins as they relate to mechanosensory transduction in the context of the orch or theory of consciousness. <https://doi.org/10.20944/preprints202307.0669.v2>
- Stegemann, A., Liu, S., Retana Romero, O. A., Oswald, M. J., Han, Y., Beretta, C. A., ... & Kuner, R. (2023). Prefrontal engrams of long-term fear memory perpetuate pain perception. *Nature Neuroscience*, 26(5), 820-829. <https://doi.org/10.1038/s41593-023-01291-x>
- Talseth-Palmer, B. A., & Scott, R. J. (2011). Genetic variation and its role in malignancy. *International Journal of Biomedical Science: IJBS*, 7(3), 158. <https://pubmed.ncbi.nlm.nih.gov/23675233/>
- Thyer, L., Ward, E., Smith, R., Fiore, M. G., Magherini, S., Branca, J. J., ... & Pacini, S. (2013). A novel role for a major component of the vitamin D axis: Vitamin D binding protein-derived macrophage activating factor induces human breast cancer cell apoptosis through stimulation of macrophages. *Nutrients*, 5(7), 2577-2589. <https://pubmed.ncbi.nlm.nih.gov/23857228/>
- Watson, B. (2023). The Lotus Sutra and its opening and closing sutras. *Motilal Banarsidass Publishing House*. ISBN-10: 9789357600569.
- Yuan, H., Han, P., Tao, K., Liu, S., Gazit, E., & Yang, R. (2019). Piezoelectric peptide and metabolite materials. *Research*. <https://pubmed.ncbi.nlm.nih.gov/31912048/>
- Zefferino, R., Di Gioia, S., & Conese, M. (2021). Molecular links between endocrine, nervous and immune system during chronic stress. *Brain and Behavior*, 11(2), e01960. <https://pubmed.ncbi.nlm.nih.gov/33295155/>